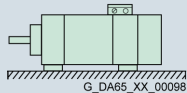


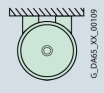
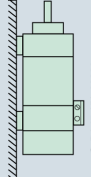
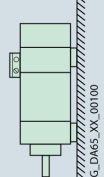
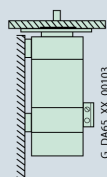
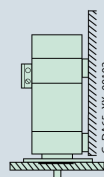
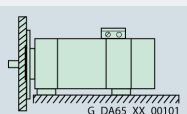
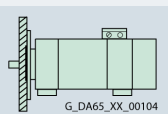
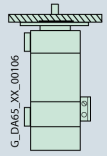
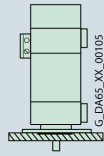


4.3 Construction types

For correct motor selection, the following types of construction according to EN 60034-7 (IEC 60034-7) apply:

Types of construction/Mounting positions	Types of construction/Mounting positions
IM B3  G_DA65_XX_00098	IM B6  G_DA65_XX_00107
IM B7  G_DA65_XX_00108	IM B8  G_DA65_XX_00109
IM V6  G_DA65_XX_00099	IM V5  G_DA65_XX_00100
IM V35 ¹⁾  G_DA65_XX_00103	IM V15 ¹⁾  G_DA65_XX_00102
IM B35 ¹⁾  G_DA65_XX_00101	IM B5, IM B 14  G_DA65_XX_00104
IM V3, IM V19  G_DA65_XX_00106	IM V1, IM V18  G_DA65_XX_00105

1) Fixing on the flange and feet is necessary.

Figure 4-8 Types of construction

You will find the available types of construction in Chapter "Selection and ordering data."